

Average Order

\$56.97

Net Revenue

\$604.93k

Net Margin

\$163.54k

New Members

1,084

Visits

11k

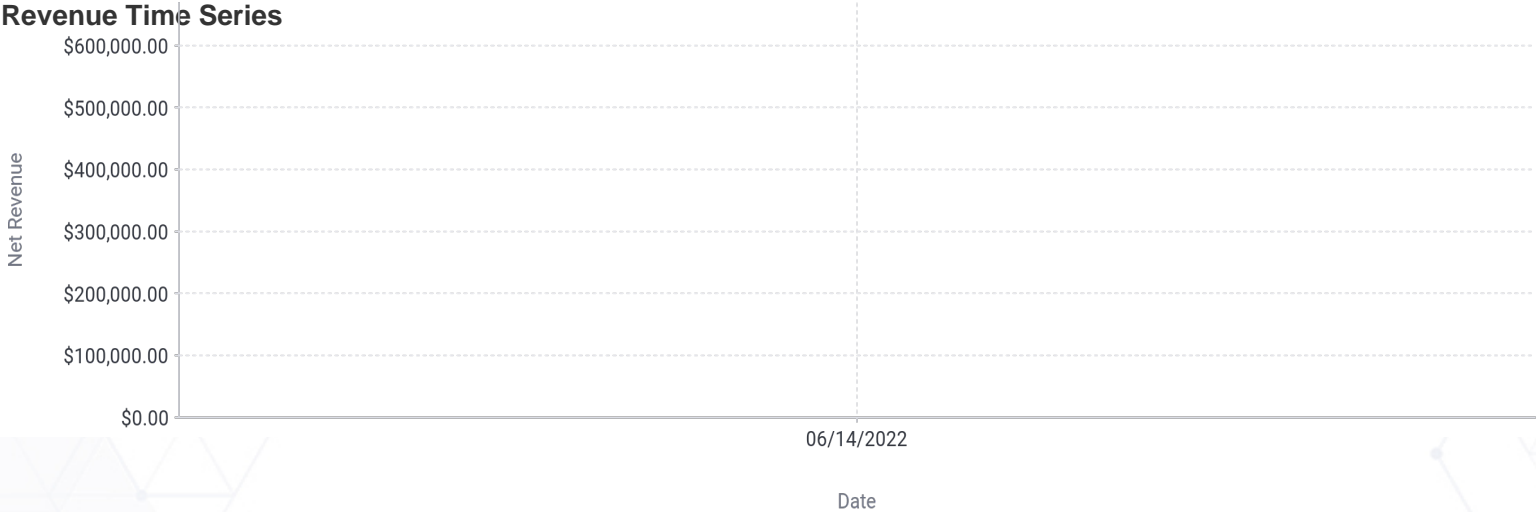
Avg Discount

11.22%

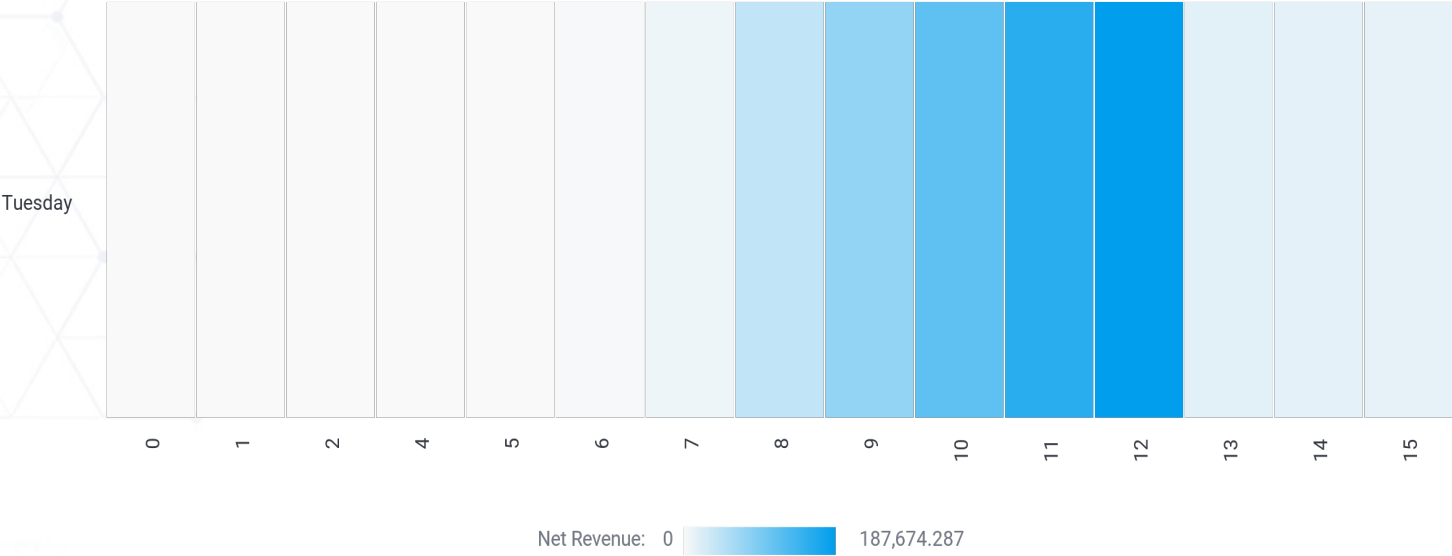
Top Employees by Creation

Employee	# Visitors	Total Sales	Total Units Sold	Total Discounts	Average Order	Average Transaction Time
Support Account	2,744	\$176,883.54	5,493	\$1,861.07	\$64.46	2,430.35 sec
AUTO-ACCEPT EMPLOYEE	1,601	\$113,220.25	3,907	\$8,755.99	\$70.72	3,792.77 sec
RVF Retail Check-in	1,317	\$92,163.39	3,999	\$13,528.52	\$69.98	81.57 sec
Front Desk	1,566	\$71,773.90	3,412	\$10,949.04	\$45.83	77.25 sec
Christopher Chandra	78	\$46,035.72	866	\$3,757.33	\$590.20	28,094.43 sec
Emjay Delivery	657	\$43,550.48	1,784	\$3,581.99	\$66.29	11,112.81 sec
Andreina Cruz	652	\$42,395.81	1,591	\$3,504.00	\$65.02	77.87 sec
San Diego Emjay Delivery	702	\$37,087.21	1,518	\$3,958.96	\$52.83	6,199.22 sec
Elene Rodriguez	535	\$36,717.76	1,291	\$4,901.01	\$68.63	76.79 sec
Desirae Diller	674	\$36,603.51	1,433	\$2,834.44	\$54.31	61.96 sec

Net Revenue Time Series



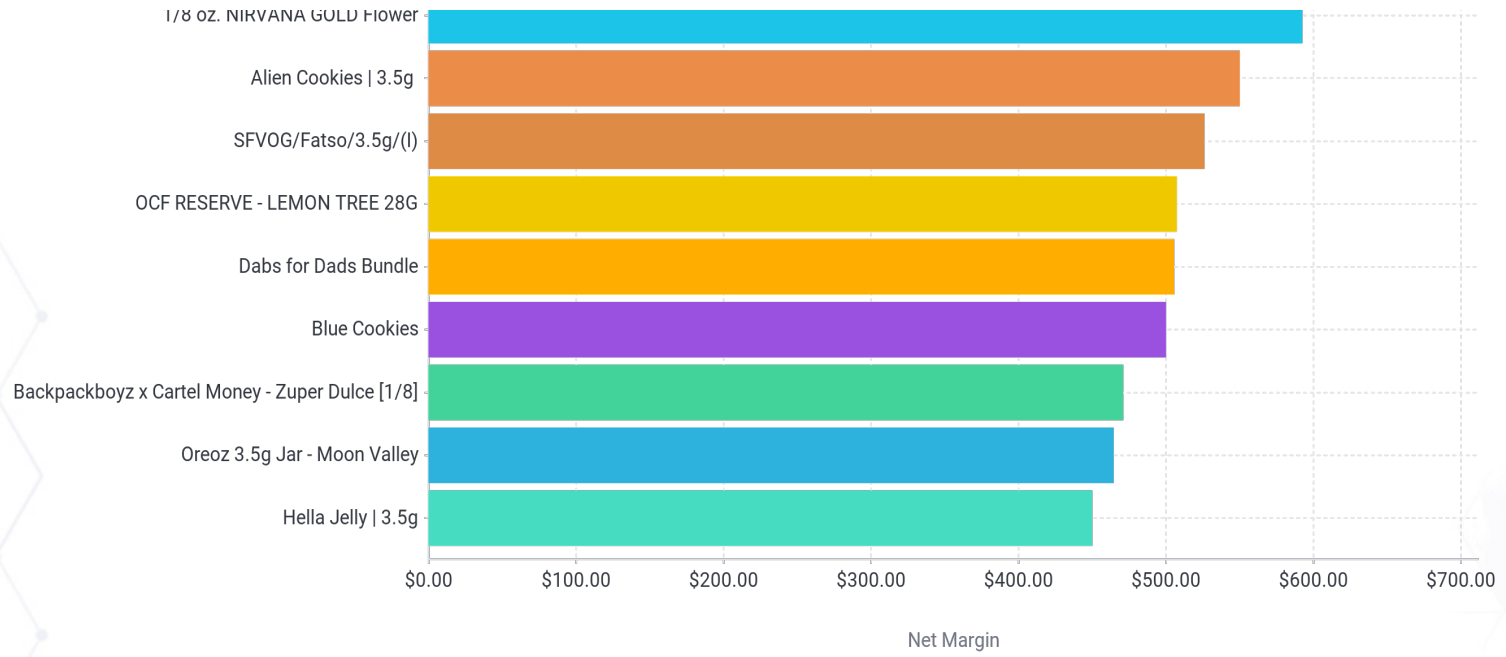
Net Revenue Heat Grid



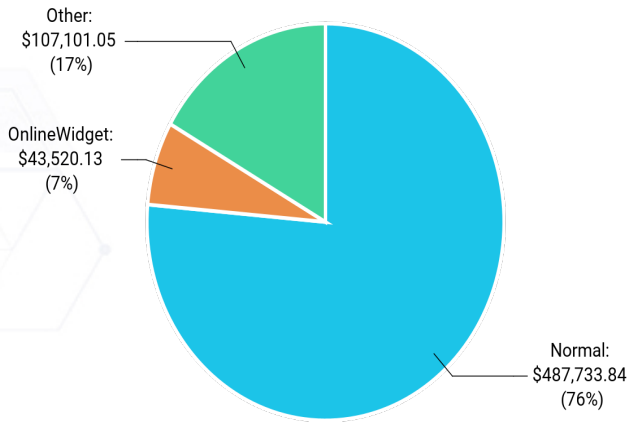
Net Margin by Product



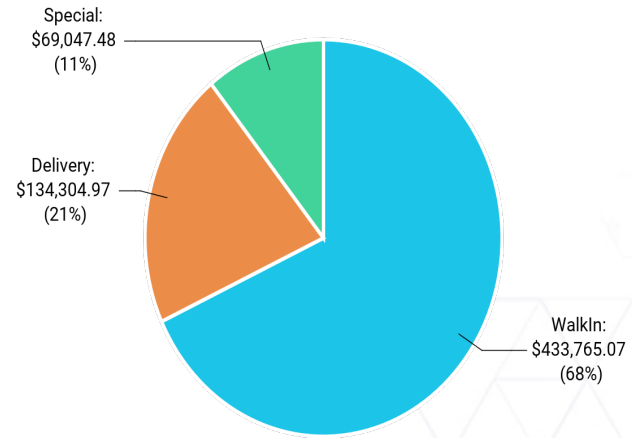
Product



Net Revenue by Order Source



Net Revenue by Queue Type



Net Revenue by Cannabis Type

Other:
\$32,927.15

Net Revenue by Payment Type

None: \$0.30
(0%)

