

Average Order

\$56.97

Net Revenue

\$604.93k

Net Margin

\$163.54k

New Members

1,084

Visits

11k

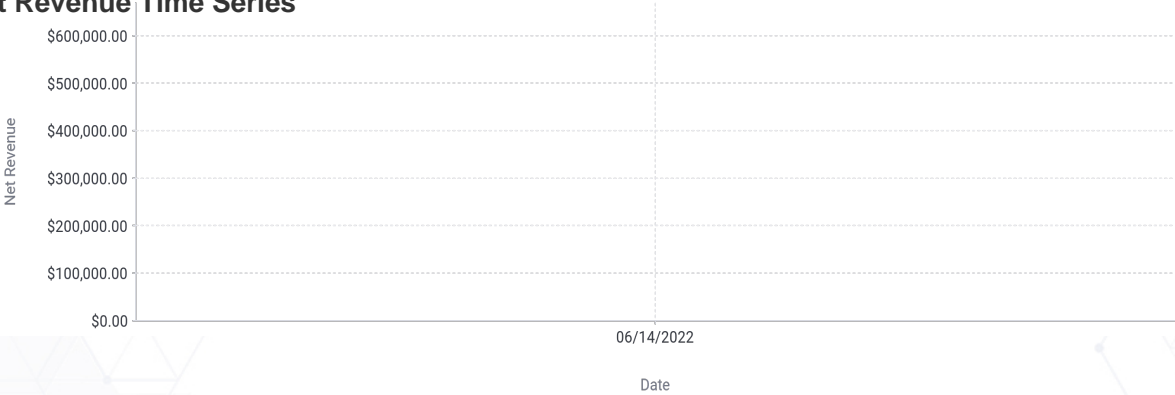
Avg Discount

11.22%

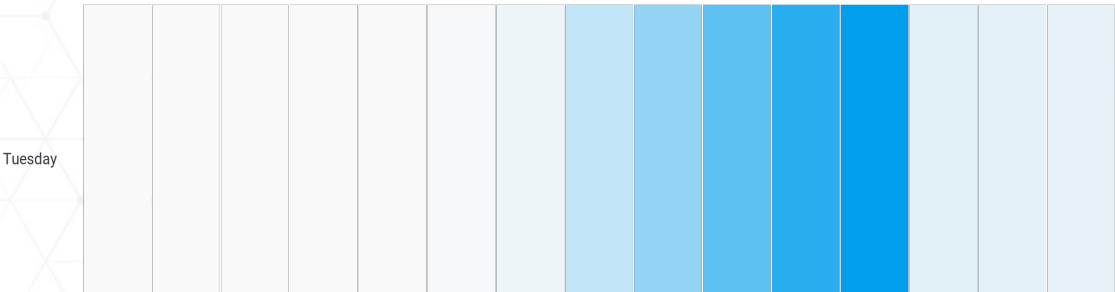
Top Employees by Creation

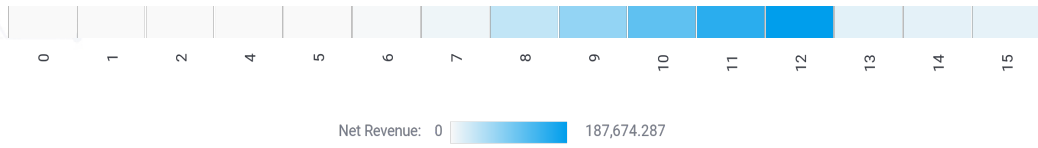
Employee	# Visitors	Total Sales	Total Units Sold	Total Discounts	Average Order	Average Transaction Time
Support Account	2,744	\$176,883.54	5,493	\$1,861.07	\$64.46	2,430.35 sec
AUTO-ACCEPT EMPLOYEE	1,601	\$113,220.25	3,907	\$8,755.99	\$70.72	3,792.77 sec
RVF Retail Check-in	1,317	\$92,163.39	3,999	\$13,528.52	\$69.98	81.57 sec
Front Desk	1,566	\$71,773.90	3,412	\$10,949.04	\$45.83	77.25 sec
Christopher Chandra	78	\$46,035.72	866	\$3,757.33	\$590.20	28,094.43 sec
Emjay Delivery	657	\$43,550.48	1,784	\$3,581.99	\$66.29	11,112.81 sec
Andreina Cruz	652	\$42,395.81	1,591	\$3,504.00	\$65.02	77.87 sec
San Diego Emjay Delivery	702	\$37,087.21	1,518	\$3,958.96	\$52.83	6,199.22 sec
Elene Rodriguez	535	\$36,717.76	1,291	\$4,901.01	\$68.63	76.79 sec
Desirae Diller	674	\$36,603.51	1,433	\$2,834.44	\$54.31	61.96 sec

Net Revenue Time Series

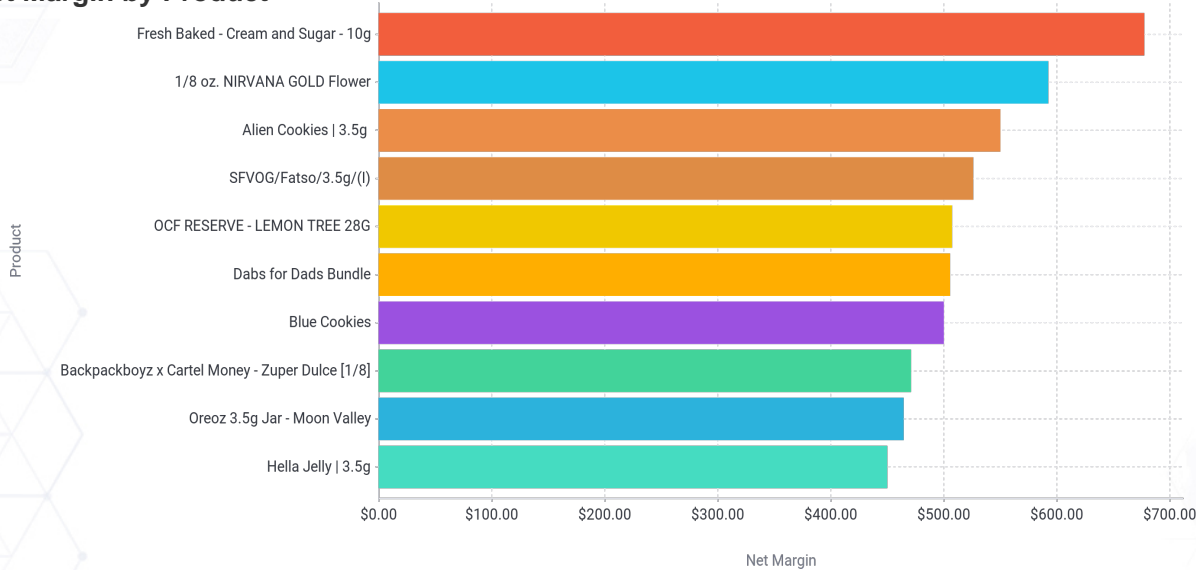


Net Revenue Heat Grid

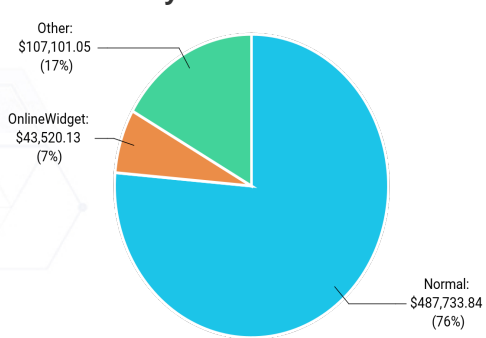




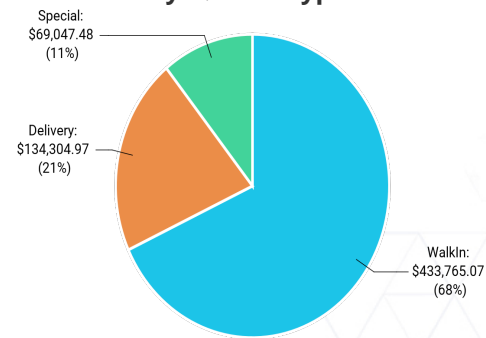
Net Margin by Product



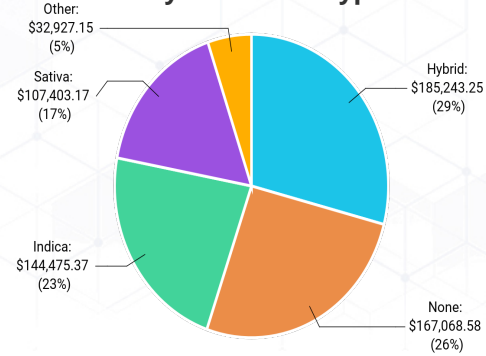
Net Revenue by Order Source



Net Revenue by Queue Type



Net Revenue by Cannabis Type



Net Revenue by Payment Type

